

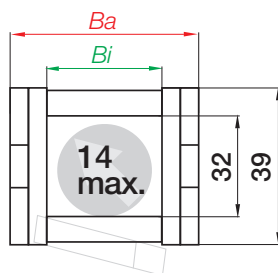
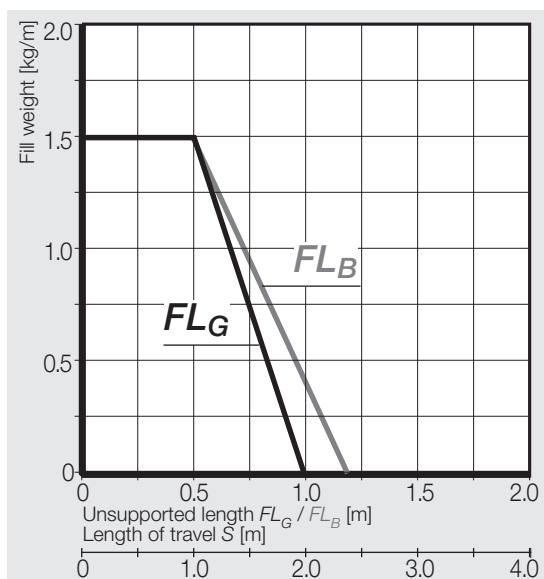
Series F17 | One-piece, snap-open along inner radius with film-hinge

Snap-open along inner radius	<i>Bi</i> [mm]	<i>Ba</i> [mm]	<i>R</i> Bending radii [mm]	Weight [kg/m]
F17.015.R.0	15	26	048 063* 075 100* 125*	≈ 0,52

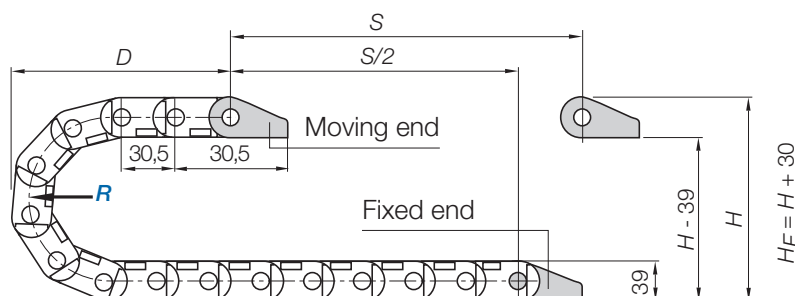
*Radius available upon request, please consult igus® for delivery time

Supplement Part No. with required radius (*R*). Example: **F17.015.048.0**

Dimensions



Inner height 32 mm
 Pitch 30,5 mm/link
 Links/m 33 (1006,5 mm)
 Chain length $S/2 + K$

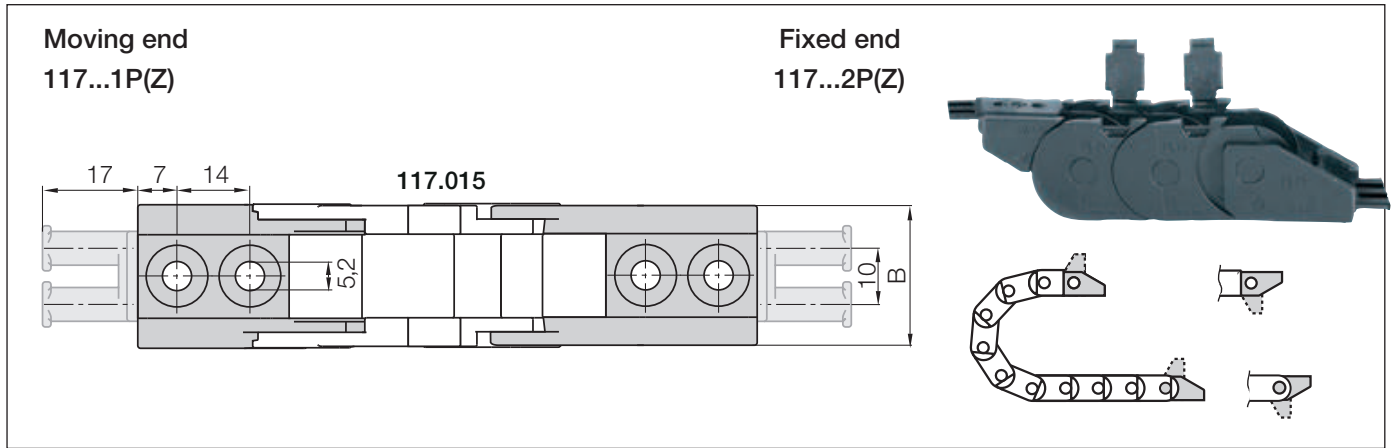


<i>R</i>	048	063*	075	100*	125*
<i>H</i>	135	165	189	239	289
<i>D</i>	113	128	140	165	190
<i>K</i>	215	260	300	380	455

The required clearance height: $H_F = H + 30$ mm (with 0,5 kg/m fill weight) *

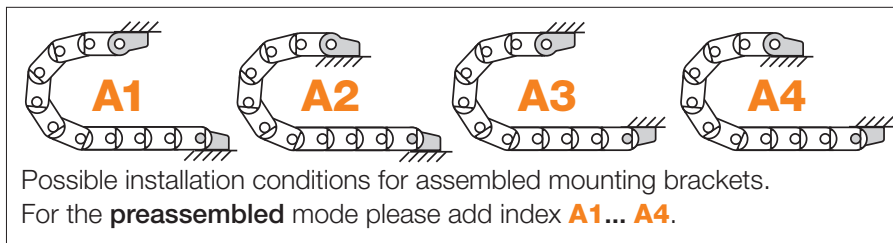
*Radius available upon request, please consult igus® for delivery time

Mounting brackets, polymer one-piece | locking



Width Index	Standard	Part No. full set with tie-wrap plates	Part No. full set without tie-wrap plates	Dim. A [mm]	Dim. B [mm]	Number of teeth
015	▶	117.015.12PZ	117.015.12P	-	27,7	2

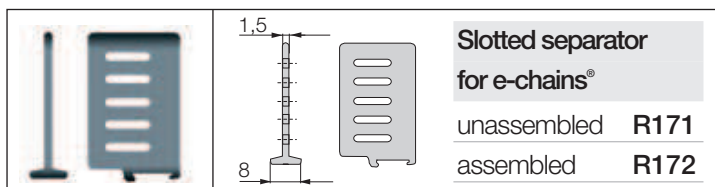
Material mounting bracket - igumid G, temperature: -40° up to +120° C, VDE 0304 IIC UL94-HB



Part No. structure

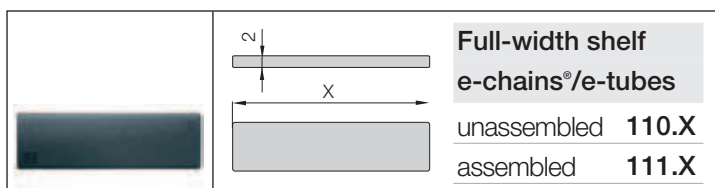
117.015.12PZ	A1	A... must be indicated on preassembled configurations
		With strain relief tie-wrap plates
		Full set locking
		Mounting bracket for selected width index

Interior separation



Slotted separator R171

Is used when vertical separation is required. Due to its slot, it allows basic vertical/horizontal shelving arrangements.



Full-width shelf 110.X

This option makes sense in applications with many thin cables with similar diameters. For a consequent subdivision. Full-width shelves can be arranged at 5 different heights (in 5 mm increments).

Full-width shelves

Width X [mm]	unassembled	assembled
015	110.15	111.15