Earth Terminals
Screw DIN Rail Fixing

	ERPEY2.5/4	ERPEY6	ERPEY10	ERPE16P	ERPE35P	ERPEY35
Width:	6 mm	8 mm	10 mm	12 mm	16 mm	16 mm
	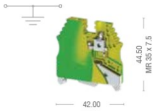				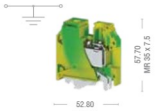	
	42.00	42.00	42.10	52.80	52.80	62.00
	44.50 MR 35 x 7.5	44.50 MR 35 x 7.5	44.50 MR 35 x 7.5	68.70 MR 35 x 7.5	67.70 MR 35 x 7.5	68.10 MR 35 x 7.5
	2.5-4 mm² Feed Through Terminal Block Protective Earth, Screw DIN Rail Fixing, Closed For 35 mm DIN Rail	**6 mm² Feed Through Terminal Block Protective Earth, Screw DIN Rail Fixing, Closed For 35 mm DIN Rail**	**10 mm² Feed Through Terminal Block Protective Earth, Screw DIN Rail Fixing, Closed For 35 mm DIN Rail**	**16 mm² Feed Through Terminal Block Protective Earth, Screw DIN Rail Fixing, Closed Flat Cable Entry For 35 mm & 32 mm G & DIN Rail**	**35 mm² Feed Through Terminal Block Protective Earth, Screw DIN Rail Fixing, Closed Flat Cable Entry For 35 mm & 32 mm G & DIN Rail**	**35 mm² Feed Through Terminal Block Protective Earth, Screw DIN Rail Fixing, Closed**

CE EAC cULus

Electrical Ratings	Voltage, V ~	Current, A	Cross Section	Voltage, V ~	Current, A	Cross Section	Voltage, V ~	Current, A	Cross Section	Voltage, V ~	Current, A	Cross Section	Voltage, V ~	Current, A	Cross Section	Voltage, V ~	Current, A	Cross Section
CE (EN 60947-7-2)			2.5 - 4 mm²			6 mm²			10 mm²			16 mm²			35 mm²			35 mm²
cRUus	300		AWG 26 - 10	300		AWG 26 - 8	300		AWG 16 - 6			AWG 12 - 4			AWG 12 - 2			AWG 10 - 2
VDE (IEC 60947-7-2)												16 mm²			35 mm²			
CSA												AWG 12 - 4			AWG 12 - 2			
IECEX										630			630					

Connection Data	ERPEY2.5/4	ERPEY6	ERPEY10	ERPE16P	ERPE35P	ERPEY35
Conductor cross section solid (min.-max.)	0.2 - 0.6 mm²	0.2 – 10 mm²	0.5 – 16 mm²	1.5 – 25 mm²	1.5 – 50 mm²	6 – 50 mm²
Conductor cross section stranded (min.-max.)	0.2 - 0.6 mm²	0.2 - 10 mm²	0.5 – 16 mm²	1.5 – 25 mm²	1.5 – 50 mm²	6 – 35 mm²
2 conductors with same cross section, stranded, TWIN ferrules with plastic sleeve, (min.-max.)	0.5 - 2.5 mm²	0.5 - 4 mm²	0.6 mm²	0.75 - 10 mm²	1.5 - 16 mm²	4 - 16 mm²
AWG Conductor	AWG 24 - 10	AWG 24 – 8	AWG 20 – 6	AWG 16 – 4	AWG 16 – 2	AWG 10 – 2
Insulation Stripping Length (min-max.)	9 - 10 mm	10 – 12 mm	10 – 12 mm	12 – 14 mm	16 – 18 mm	16 – 18 mm
Torque (min.-max.)	0.5 - 0.8 Nm	0.8 – 12 Nm	1.2 - 1.8 Nm	1.2 - 2.0 Nm	2.5 - 3.5 Nm	4.0 - 6.0 Nm
Rail Tightening Torque (min.-max)	0.4 - 0.6 Nm	0.6 - 0.8 Nm	0.8 - 1.0 Nm	1.0 - 1.2 Nm	1.2 - 1.5 Nm	1.2 - 1.5 Nm
Screwdriver	0.6 x 3.5	0.8 x 4	1.2 x 6.5	1.2 x 6.5	1.2 x 6.5	1.2 x 6.5

Technical Data	ERPEY2.5/4	ERPEY6	ERPEY10	ERPE16P	ERPE35P	ERPEY35
Rated Impulse Voltage	8/3	8/3	8/3	8/3	8/3	8/3
Insulation material group / Gauge pin code according to IEC 60947-1	1/A4	1/B6	1/B6	1/B7	1/B9	1/B9
Protection class / Protection conductor type	IP 20 / PE	IP 20 / PE	IP 20 / PE	IP 20 / PE	IP 20 / PE	IP 20 / PE

Ordering Data	Terminal	Qty.	End Plate	Qty.	Terminal	Qty.	End Plate	Qty.	Terminal	Qty.	End Plate	Qty.	Terminal	Qty.	End Plate	Qty.	Terminal	Qty.	End Plate	Qty.	Terminal	Qty.	End Plate	Qty.
Feed Through Terminal Block, Earth	ERPEY2.5/4	50			ERPEY6	25			ERPEY10	25			ERPE16P	50			ERPE35P	40			ERPEY35	25		

End Bracket	Part Number	Qty.	Part Number	Qty.	Part Number	Qty.	Part Number	Qty.	Part Number	Qty.	Part Number	Qty.	Part Number	Qty.	Part Number	Qty.	Part Number	Qty.	Part Number	Qty.	Part Number	Qty.	Part Number	Qty.
xx: Beige or Grey	ES1xx	100			ES1xx	100			ES1xx	100			ES1xx	100			ES1xx	100			ES1xx	100		
	ES4xx	100			ES4xx	100			ES4xx	100			ES4xx	100			ES4xx	100			ES4xx	100		
	ES7xx	50			ES7xx	50			ES7xx	50			ES7xx	50			ES7xx	50			ES7xx	50		

Test Plug and Sockets	Part Number	Qty.	Part Number	Qty.	Part Number	Qty.	Part Number	Qty.	Part Number	Qty.	Part Number	Qty.	Part Number	Qty.	Part Number	Qty.	Part Number	Qty.	Part Number	Qty.	Part Number	Qty.	Part Number	Qty.

Warning Label	With Symbol	Qty.	Without Symbol	Qty.	With Symbol	Qty.	Without Symbol	Qty.	With Symbol	Qty.	Without Symbol	Qty.	With Symbol	Qty.	Without Symbol	Qty.	With Symbol	Qty.	Without Symbol	Qty.	With Symbol	Qty.	Without Symbol	Qty.
Available in White and Yellow																					WL3	25	WL3S	25

Group Marking	Part Number	Qty.	Part Number	Qty.	Part Number	Qty.	Part Number	Qty.	Part Number	Qty.	Part Number	Qty.	Part Number	Qty.	Part Number	Qty.	Part Number	Qty.	Part Number	Qty.	Part Number	Qty.	Part Number	Qty.
	GE	50											GM	50			GM	50						

Unprinted Markers	Part Number	Qty.	Part Number	Qty.	Part Number	Qty.	Part Number	Qty.	Part Number	Qty.	Part Number	Qty.	Part Number	Qty.	Part Number	Qty.	Part Number	Qty.	Part Number	Qty.	Part Number	Qty.	Part Number	Qty.
	MT10/5	500			DG10/8	160			DG10/10	200			DG10/10	200			DG10/10	200			DG10/10	200		
	MT10/6	500																						
	MT5	500																						

HAVE YOU SEEN OUR CUSTOM-MADE CABLE ASSEMBLIES & LOOMS?

Scan this QR code using your smartphone to view our **Cable Assembly Service**

Earth Terminals
Screw DIN Rail Fixing

ERPE35A
Width: 16 mm

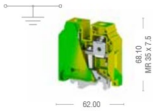

35 mm² Feed Through Terminal Block
Protective Earth, Screw DIN Rail Fixing, Closed

ERPE50
Width: 20 mm

50 mm² Feed Through Terminal Block
Protective Earth, Screw DIN Rail Fixing, Closed
Flat Cable Entry
For 35 mm DIN Rail

ERPE10PSD4
Width: 10 mm

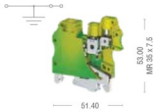

10 mm² Feed Through Terminal Block
Protective Earth
1 In, 2 Out (10-4 mm²)
Snap On, Closed

Electrical Ratings	Voltage, V ~	Current, A	Cross Section	Voltage, V ~	Current, A	Cross Section	Voltage, V ~	Current, A	Cross Section
CE (EN 60947-7-2)			35 mm²			50 mm²			10 - 4 mm²
cRUus			AWG 10 - 2			AWG 16 - 1/0			
VDE (IEC 60947-7-2)									
CSA									
IECEX				800					

Connection Data	ERPE35A	ERPE50	ERPE10PSD4
Conductor cross section solid (min.-max.)	6 - 50 mm²	16 – 70 mm²	0.5 / 0.2 - 16 / 4 mm²
Conductor cross section stranded (min.-max.)	6 - 35 mm²	25 - 50 mm²	0.5 / 0.2 - 16 / 4 mm²
2 conductors with same cross section, stranded, TWIN ferrules with plastic sleeve, (min.-max.)	4 - 16 mm²	10 - 16 mm²	0.5 / 0.5 - 6 / 1.5 mm²
AWG Conductor	AWG 10 - 2	AWG 10 – 1/0	AWG 20/24 - 6/12
Insulation Stripping Length	16 - 18 mm	22 – 24 mm	10/7 - 12/8 mm
Torque (min.-max.)	4.0 - 6.0 Nm	6.0 – 10.0 Nm	1.2/0.5 - 1.8/0.8 Nm
Rail Tightening Torque (min.-max)	1.2 - 1.5 Nm	1.5 - 2.0 Nm	0.8 - 1.0 Nm
Screwdriver	DIN 6911	DIN 6911	0.6 x 3.5 (0.8 x 4.0)

Technical Data	ERPE35A	ERPE50	ERPE10PSD4
Rated Impulse Voltage	8/3	8/3	8/3
Insulation material group / Gauge pin code according to IEC 60947-1	1/B9	1/B10	1/B6-A4
Protection class / Protection conductor type	IP 20 / PE	IP 20 / PE	IP 20/ PE

Ordering Data	Terminal	Qty.	End Plate	Qty.	Terminal	Qty.	End Plate	Qty.	Terminal	Qty.	End Plate	Qty.
Feed Through Terminal Block, Earth	ERPE35A	25			ERPE50	10			ERPE10PSD4	60		

End Bracket xx: Beige or Grey	Part Number	Qty.	Part Number	Qty.	Part Number	Qty.	Part Number	Qty.	Part Number	Qty.	Part Number	Qty.
	ES1xx	100			ES1xx	100			ES1xx	100		
	ES4xx	100			ES4xx	100			ES4xx	100		
	ES7xx	50			ES7xx	50			ES7xx	50		

Test Plug and Sockets	Part Number	Qty.	Part Number	Qty.	Part Number	Qty.	Part Number	Qty.	Part Number	Qty.	Part Number	Qty.

Warning Label Available in White and Yellow	With Symbol	Qty.	Without Symbol	Qty.	With Symbol	Qty.	Without Symbol	Qty.	With Symbol	Qty.	Without Symbol	Qty.
	WL3	25	WL3S	25	WL3	25	WL3S	25				

Group Marking	Part Number	Qty.	Part Number	Qty.	Part Number	Qty.	Part Number	Qty.	Part Number	Qty.	Part Number	Qty.
					GM	50						

Unprinted Markers	Part Number	Qty.	Part Number	Qty.	Part Number	Qty.	Part Number	Qty.	Part Number	Qty.	Part Number	Qty.
	DG10/10	200							DG10/10	200		

PUSH THE BUTTONS OF EXCELLENCE.

Designed and manufactured in Western Europe, IMO's comprehensive high quality range of modular 22.5mm and 30mm push buttons and controls provide a flexible, reliable system for operating low voltage electrical systems. Encompassing a myriad of switching options from momentary push and e-stops to multi-position captive key switches and the ability to mix, match and stack contact blocks, they offer the ultimate level of flexibility and customisation .

Additional accessories including high brightness LED pilot lights and switch illumination options, actuator engraving, collars, legend plates,protective shrouds and pre-drilled enclosures add a smart, professional look and additional functionality to the range. Environmental protection up to IP67 is available with most parts, making them suitable for both interior and exterior use.

Make the right selection; Switch to IMO Precision Controls

- IP67/IP65 Protection
- Opaque or Illuminated
- Aluminium, Black or Chrome Bezel
- Snap-On Contact Blocks
- Colour Coded Contacts
- International Approvals including UL Approved Products
- Maintained or Spring Return
- Assembled Control Stations
- 1/2/3 Hole Push Button Enclosure
- Key Operated Switch
- Labelling Accessories

Scan this QR code using your smartphone to view our Push Buttons Range