

New in this catalog

Series E2.15 | Snap-open along outer radius from both sides | Standard

Series E2i.15 | Snap-open along inner radius from both sides

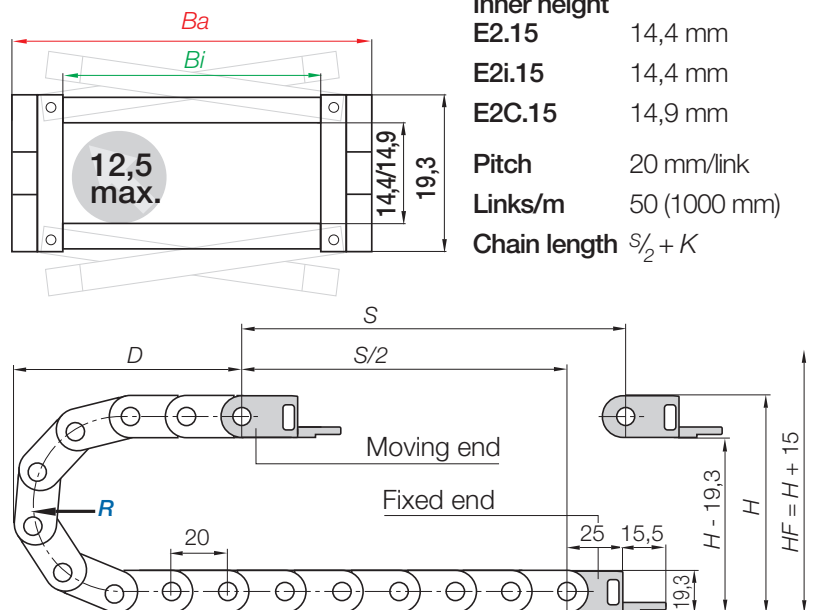
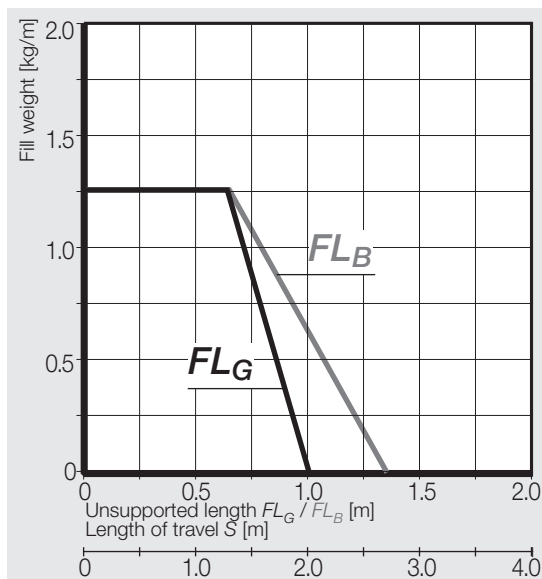
Series E2C.15 | One-piece, non snap-open e-chain®

Snap-open along outer radius	Snap-open along inner radius	One-piece, non snap-open	<i>Bi</i> [mm]	<i>Ba</i> [mm]	<i>R</i> Bending radii [mm]	E2.15 [kg/m]	E2i.15 [kg/m]	E2C.15 [kg/m]	
E2.15.	E2i.15.	E2C.15.	10 . <i>R</i> .0	10	17,8	028 038 048 -	≈ 0,18	≈ 0,18	≈ 0,19
E2.15.	E2i.15.	E2C.15.	13 . <i>R</i> .0	13	20,8	028 038 048 -	≈ 0,19	≈ 0,19	≈ 0,20
E2.15.	E2i.15.	E2C.15.	16 . <i>R</i> .0	16	23,8	028 038 048 -	≈ 0,20	≈ 0,20	≈ 0,20
E2.15.	E2i.15.	E2C.15.	20 . <i>R</i> .0	20	27,8	028 038 048 -	≈ 0,21	≈ 0,21	≈ 0,21
E2.15.	E2i.15.	E2C.15.	30 . <i>R</i> .0	30	37,8	028 038 048 -	≈ 0,24	≈ 0,24	≈ 0,24
E2.15.	E2i.15.	E2C.15.	40 . <i>R</i> .0	40	47,8	028 038 048 075 ¹⁾	≈ 0,26	≈ 0,26	≈ 0,26
E2.15.	E2i.15.	E2C.15.	50 . <i>R</i> .0	50	57,8	028 038 048 -	≈ 0,29	≈ 0,29	≈ 0,29

1) Radius 075 only for Series E2C.15.40

Supplement Part No. with required radius (*R*). Example: **E2.15.20.038.0**

Dimensions



<i>R</i>	028	038	048	075*
<i>H</i>	75	95	115	169
<i>D</i>	68	78	88	115
<i>K</i>	130	160	195	280

The required clearance height: $H_F = H + 15$ mm (with 0,3 kg/m fill weight)

1) Radius 075 only for Series E2C.15.40

Mounting brackets, polymer one-piece | one side* or two side pivoting | locking

<p>Moving end E2.150..3PZ E2.150..5PZ E2.150..1PZ</p>	<p>two side pivoting one side* pivoting locking</p>	<p>Fixed end E2.150...4PZ E2.150...6PZ E2.150...2PZ</p>	

* One side pivoting: Pivot angle = bending radius.
One side pivoting only to the inner radius - whether mounted to A1 to A4!

Width Index	Part No. full set with tiewrap plates two side pivoting	Part No. full set with tiewrap plates one side* pivoting	Part No. full set with tiewrap plates locking	Dim. A [mm]	Dim. B [mm]	Number of teeth
10. ▶	E2.150.10.34PZ	E2.150.10.56PZ	E2.150.10.12PZ	-	17,8	1
13. ▶	E2.150.13.34PZ	E2.150.13.56PZ	E2.150.13.12PZ	-	20,8	1
16. ▶	E2.150.16.34PZ	E2.150.16.56PZ	E2.150.16.12PZ	-	23,8	2
20. ▶	E2.150.20.34PZ	E2.150.20.56PZ	E2.150.20.12PZ	-	27,8	2
30. ▶	E2.150.30.34PZ	E2.150.30.56PZ	E2.150.30.12PZ	22	37,8	3
40. ▶	E2.150.40.34PZ	E2.150.40.56PZ	E2.150.40.12PZ	32	47,8	4
50. ▶	E2.150.50.34PZ	E2.150.50.56PZ	E2.150.50.12PZ	42	57,8	5

Possible installation conditions for assembled mounting brackets.
For the **preassembled** mode please add index **A1... A4**.

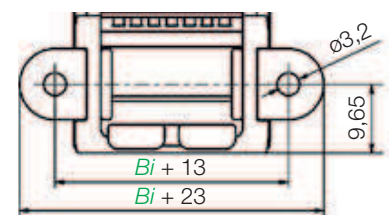
Part No. structure

E2.150.20.34PZA1 A... must be indicated on preassembled configurations
With strain relief tiewrap plates
Full set
Mounting bracket for selected width index

Additional Features

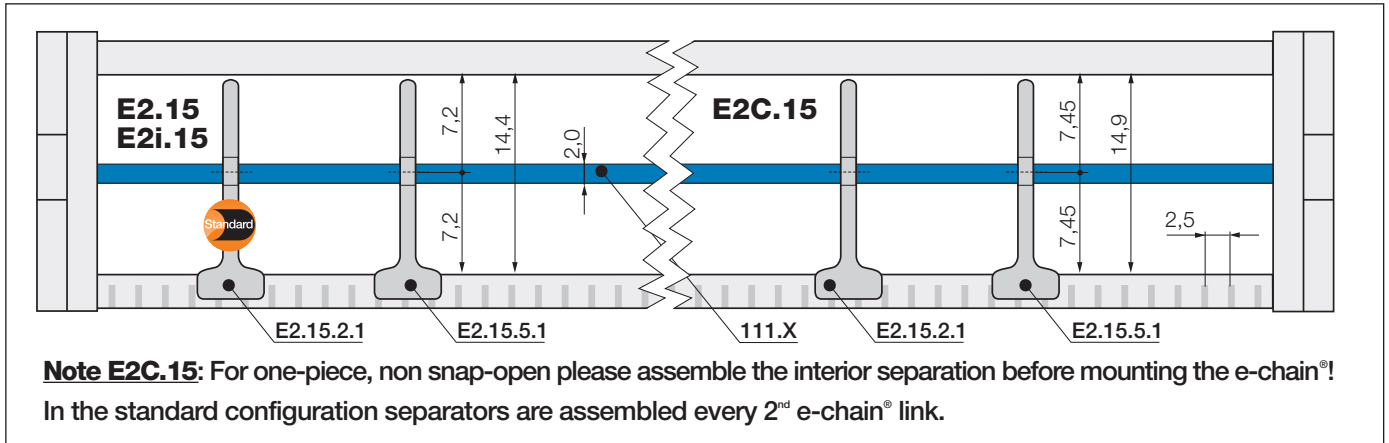


The quick flange can be clipped-in laterally in all mounting brackets.
Housing for hexagonal nut or cylinder head screws M3. **Single:**
Part No. E2.150.QF / incl. mounting bracket Part No. E2.150.20.34PZQF



E2 micro | Series E2.15 | Accessories

Interior separation | New generation



		<p>Standard separator, for e-chains®</p> <p>unassembled E2.15.2 assembled E2.15.2.1</p>
		<p>Notch separator for notch crossbar</p> <p>unassembled E2.15.5 assembled E2.15.5.1</p>
		<p>Full-width shelf e-chains®</p> <p>unassembled 110.X assembled 111.X</p>

Standard - for all applications

Is used when vertical separation is required. Due to its slot, it allows basic vertical/horizontal shelving arrangements. No snap-in option, freely movable.

Locks safely onto in 2,5 mm increments

For exact positioning in e-chains®. Recommended for side-mounted applications. Abrasion-optimized, cable-friendly design of the separator.

Full-width shelf 110.X

This option makes sense in applications with many thin cables with similar diameters. For a consequent subdivision.

Full-width shelves

Width X [mm]	unassembled	assembled	Width X [mm]	unassembled	assembled	Width X [mm]	unassembled	assembled
010	110.10	111.10	020	110.20	111.20	050	110.50	111.50
013	110.13	111.13	030	110.30	111.30			
016	110.16	111.16	040	110.40	111.40			

E2 micro | Series E2.15 | Accessories

Assembly tools | Save assembly time

Save assembly time - Interior separation assembly tool for the E2 micro "next generation"


- Convenient insertion of separators and shelves
 - Significant assembly time reduction
 - Grip and mount can be ordered separately and are easy to change
- More information ► www.igus.eu/E2.1open




e-chain® opener for the E2 micro "next generation"

An e-chain® opener is included with every Series E2.10 and E2.15 that can be opened. The opening of the e-chain® links at high speeds saves significant installation time. Open a long piece of e-chain® in one go. It's the ideal tool for your own mounting or assembly lines to minimize processing time significantly.

More information ► www.igus.eu/E2.1open



Up to 75% less wear - Increase the service life of cables even further



igus® separators optimally adapted to cable geometry. They increase the service life of the cables up to factor 4.

- Abrasion-optimized, cable-friendly design, long service life
- Mounting-optimized - a simpler and faster assembly
- Easy-to-use interior separation range for all applications
- Standard separator - no snap-in option, freely movable
- Notch separator - locks safely onto in 2,5 mm increments
- Partial horizontal subdivision is possible - Series E2.15