


Pressure switches, Transducers and Pressure Indicators

New model 

Series PM: adjustable-diaphragm pressure switches, with setting visual scale, with exchange contacts

Series TRP: electro-pneumatic transducers

Series 2950: pressure indicators, ports M5



Series PM diaphragm pressure switches are available with NC (normally closed) contacts and with NO (normally open) contacts.

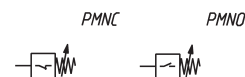
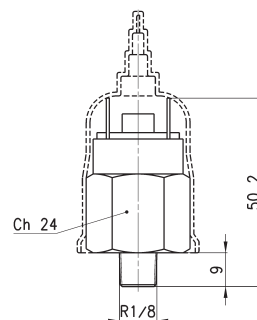
Series PM681 pressure switches with setting visual scale comply with EN60730 standards and are suitable for signalling pressure through a normally closed Reed contact.

A regulating screw, which can be adjusted using a small screwdriver, allows the switch to be set to the required pressure. The calibrated diaphragm enables an electrical signal to be generated or inhibited depending on the pressure set.

GENERAL DATA

Construction	with adjustable diaphragm
Mounting	using thread in body
Ports	R1/8, G1/4 (serie PM) - tube 4/2 (series TRP) - M5 (series 2950)
Operating temperature	-5° + +60°C
Pressure	1 ÷ 10 bar max.
Voltage	220 V
Max. power	100 VA
Protection class	IP54
Max. nr. of pulses per 1'	200
Lifetime	106
Max current	0.5 A
Isolation voltage	1500 V

Series PM - adjustable-diaphragm pressure switches



Mod.	Function	Max Voltage	Max Power	Service Type	Insulation voltage	Symbol
PM11-NC	NC = normally closed	48 V AC DC	24 VA	Heavy	500 V	PMNC
PM11-NA	NA = normally open	48 V AC DC	24 VA	Heavy	500 V	PMNO

PMNC = normally closed
PMNO = normally open

2

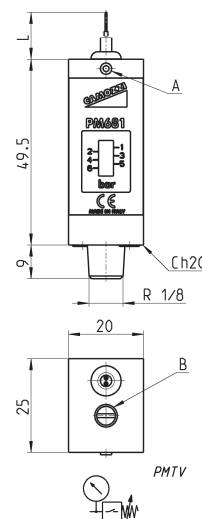
CONTROL

Series PM681-... - pressure switches with setting visual scale

New



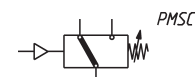
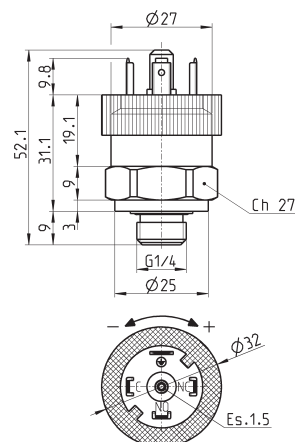
In compliance with EN60730 standards
 Electric connection: PVC cable 2 x 0.22 mm
 Electric contact: Reed SPST NO
 Body in anodized aluminium and threaded fitting in brass
 Hysteresis: 0.8 bar max



A = SETTING GRAIN LOCKING B = ADJUSTMENT SCREW

Mod.	L	Max switch voltage	Max switch current	Max switch capacity	Max fluid temperature	Max pressure	Setting range	Weight
PM681-1	1 m	48 V	0.5 A	10 W	60°C	20 bar	1 + 6 bar	95 g
PM681-3	3 m	48 V	0.5 A	10 W	60°C	20 bar	1 + 6 bar	95 g

Series PM - pressure switch with exchange contacts



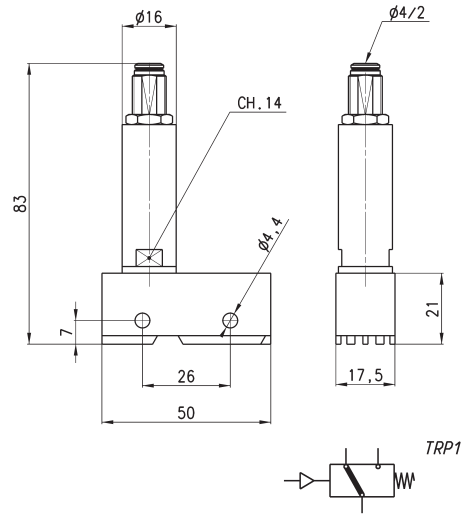
DIMENSIONS							
Mod.	Function	Max Voltage	Operating Temperature	Actuation time	Setting range	Max Hysteresis	
PM11-SC	SC (*)	250 V AC 30 V DC	- 25 C° + 85 C°	> 0,1 ms	2 + 10 bar	0.8 bar	

(*) SC = exchange contacts

Electro-pneumatic transducer Series TRP



The TRP Series transducer is specially designed to convert a pneumatic signal into an electrical signal. The contacts are NC (normally closed) or NO (normally open), thus making it possible to generate or eliminate current when the pneumatic signal is present. Minimum operating pressure 2,5 bar.


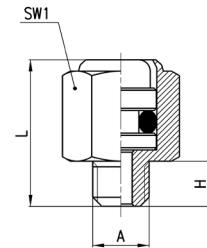


Mod.
TRP-8

Pressure indicators Series 2950

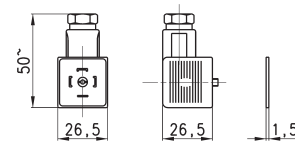


The pressure indicator Mod. 2950-M5 is passive element (no spring, red colour). It is useful for detecting pressure manually without having to remove the connections.



DIMENSIONS				
Mod.	A	H	L	SW1
2950 M5	M5	4	13.5	8

Three-pole connector 124-830 for Pressure switch SC



Mod.
124-830